

MARKET UPDATE: AUGUST, 2021

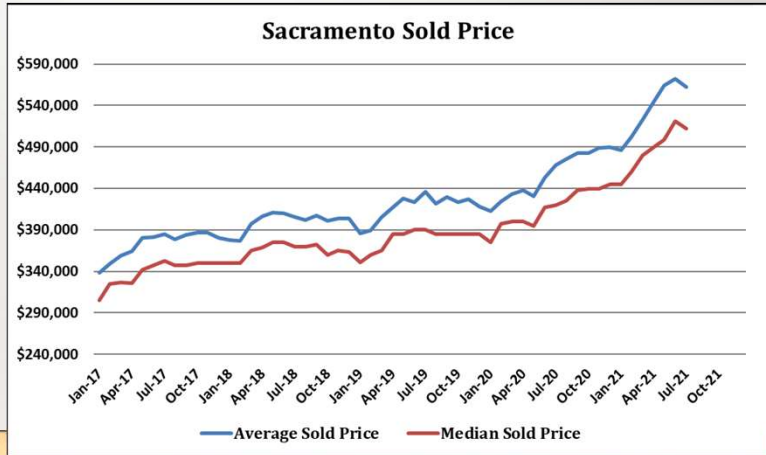
NUMBER OF SALES

- July 2021 # Sold: 1,525
- June 2021 # Sold: 1,692



MEDIAN & AVERAGE SOLD PRICE

- July Median Sold \$:
\$511,900 (-1.8)
- July Average Sold \$:
\$562,313 (-1.7)

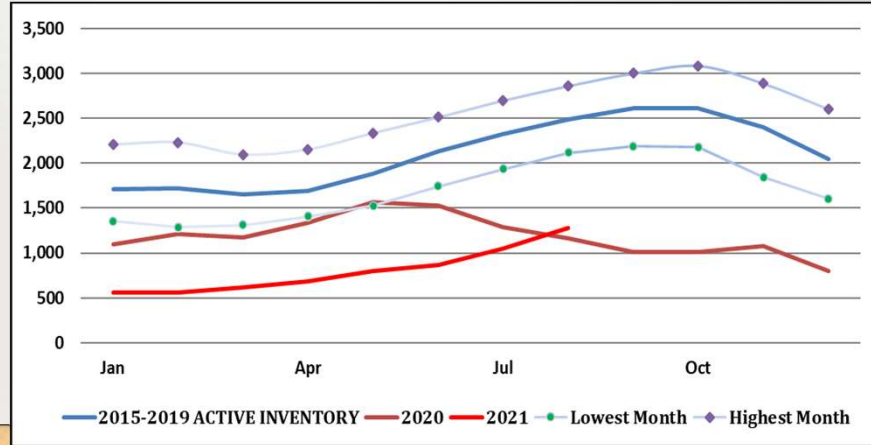


% CHANGE (MONTH - MONTH)



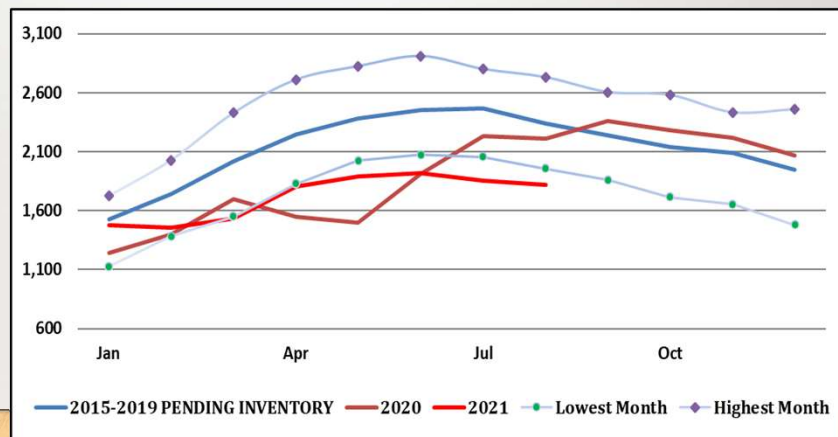
ACTIVE INVENTORY

- August # Active:
1,284
- Avg. August Active:
2,490



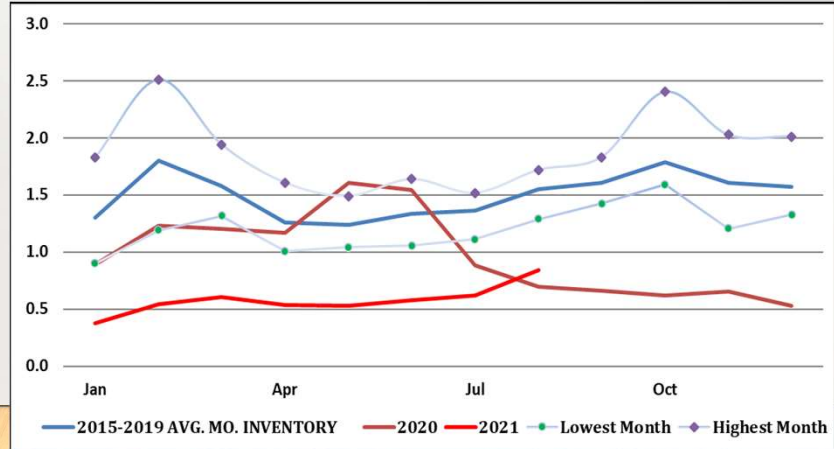
PENDING INVENTORY

- August # Pending:
1,822
- Avg. August Pending:
2,336



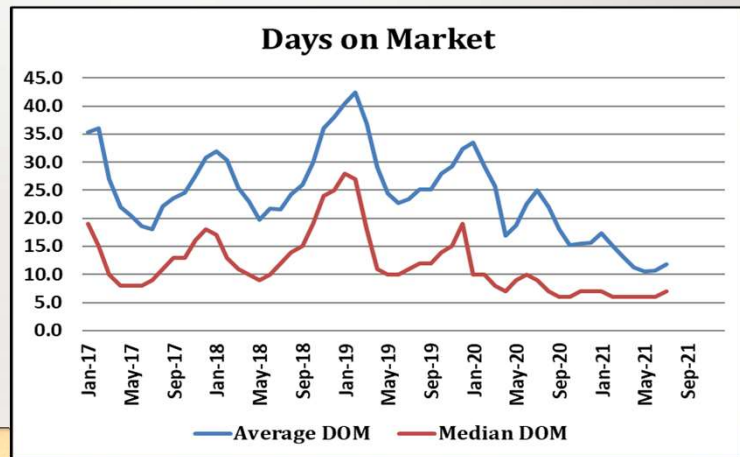
MONTHS OF INVENTORY

- August Mo. Inventory: 0.8 Months
- Avg. Mo. Inventory: 1.5 Months



MEDIAN (& AVERAGE) DOM

- July Median DOM: 7
- July Average DOM: 11.7



DISTRESSED: REO & SHORT SALE

	ACTIVES (Aug.)	SOLD (July)
	#	#
• # of REOS:	3	1
• # of SHORT SALES:	2	3

MULTIPLE OFFERS

- % with Multiple Offers: 70.4%
- Average # of Offers: 5.2